
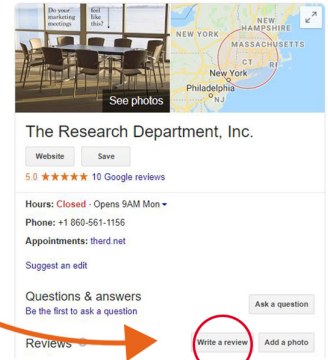


# How to leave a Google Review if you don't have a Gmail account

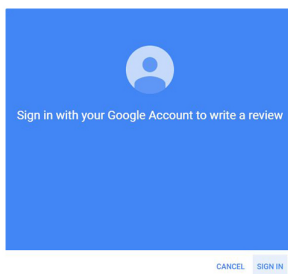
**1** Type the name of the company you want to review in Google, and press **Enter**.



**2** Click on **Write a Review**.

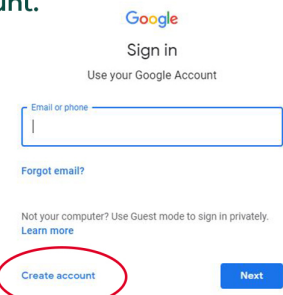


**3** A box like this will pop up, click **Sign In**

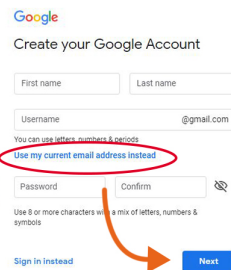


**4** Click on **Create account**. Select "for myself" and click **next**.

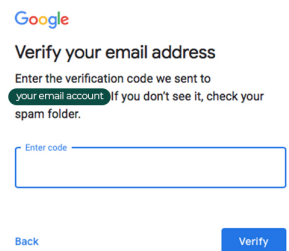
You might need to select "use another account" from the dropdown menu.



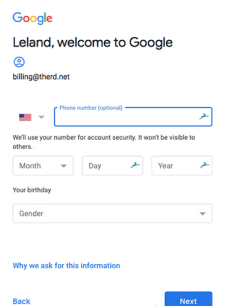
**5** Click on **"Use my current email address instead."** Enter the email address you want to use and a password. This will be the log in credentials you use to log into Google. Write them down! Click **Next**.



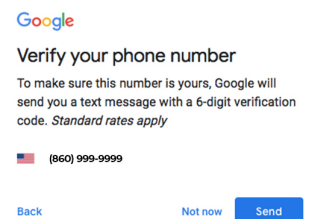
**6** Check the email you entered. Google will send you a 6-digit code. Enter it here and click **verify**.



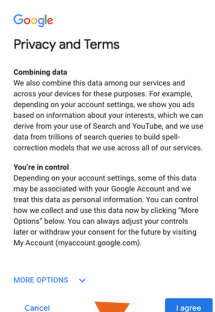
**7** Enter the requested information and click **next**. Please use your mobile phone number.



**8** Click **send** to verify the phone number you entered. You will receive a text from Google. Enter the 6-digit code and click **verify**.



**9** Agree to Google's Privacy and Terms.



**10** Now you can **review any company you want!**

